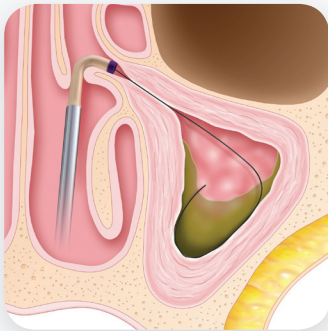


What is Balloon Sinuplasty?

Balloon Sinuplasty safely and effectively dilates sinus openings, resulting in relief from sinus symptoms.

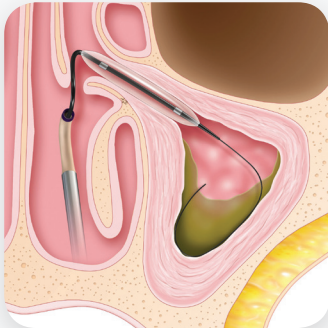
Step 1

A soft, flexible guidewire is inserted into the blocked sinus.



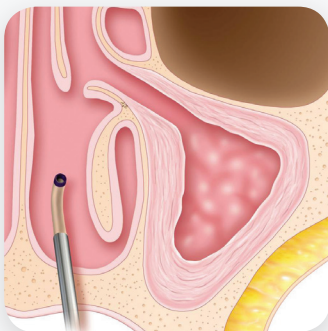
Step 2

The balloon is advanced over the guidewire and is inflated to gently expand the sinus opening.



Step 3

The balloon is removed, leaving the sinus open.



"I suffered for years with sinus infections. Having this procedure has completely changed my life!"

-John,
talking about his In-Office Balloon Sinuplasty procedure.

Acclarent
expanding relief

For more information on Balloon Sinuplasty, visit www.balloonsinuplasty.com.

Balloon Sinuplasty Technology is intended for use by or under the direction of a physician. Balloon Sinuplasty Technology has associated risks, including tissue and mucosal trauma, infection, or possible optic injury. Consult your physician for a full discussion of risks and benefits to determine whether this procedure is right for you.

1. Subramanian H, Schechtman K. A Retrospective Analysis of Treatment Outcomes and Time to Relapse after Intensive Medical Treatment for Chronic Sinusitis. *Am J Rhinol.* 2002;16(6):303-312. 2. Hessler J, Piccirillo J, et al. Clinical outcomes of chronic rhinosinusitis in response to medical therapy: Results of a prospective study. *Am J Rhinol.* 2007;21(1):10-18. 3. Lal D, Scianna J, et al. Efficacy of targeted medical therapy in chronic rhinosinusitis, and predictors of failure. *Am J Rhinol Allergy.* 23,396-400,2009. 4. Data on file #8. 5. Karanfilov B, Silvers S, Pasha R, Sikand A, Shikani A, Sillers M; for the ORIOS2 study investigators. Office-based balloon sinus dilation: a prospective, multicenter study of 203 patients. *Int Forum Allergy Rhinol.* 2013;3(5):404-411. Epub 2012 Nov 7. 6. Acclarent Data on file #9.

MKT02608 Rev. B
© 2014 Acclarent, Inc. All rights reserved.

Sinus sufferers,
get your life back.

In-Office Balloon Sinuplasty



Have your sinus symptoms not responded well to medication?
Sinus relief is here.

You are not alone.



At least 20% of chronic sinusitis patients are not successfully treated with medical therapy.^{1,3}

Sinusitis occurs when the linings of your nose, sinuses and throat become inflamed, possibly from a pre-existing cold or allergies. When you have frequent sinusitis, or the infection lasts three months or more, it could be **chronic sinusitis**.

For patients suffering from chronic sinusitis, symptoms may include:

- Pressure
- Pain
- Congestion
- Fatigue

Standard of care begins with medical therapy (antibiotics and steroids). After medical therapy has been attempted, a candidate may have 3 options:

- Try medical therapy again
- Have an In-Office Balloon Sinuplasty procedure
- Go to the operating room (OR) for surgery under general anesthesia with or without Balloon Sinuplasty



In-Office Balloon Sinuplasty

A simple procedure to give you lasting relief, allowing you to get back to your life.

POINTS OF CONSIDERATION

- Can be conducted comfortably without general anesthesia, meaning that food and drink are typically permitted prior to the procedure.
- Comfortable, familiar environment.
- Limited downtime, as most procedures last less than 60 minutes⁴ and most people return to their normal activities within 2 days.⁵
- Some eligible patients may have lower out-of-pocket costs if the procedure is performed in a doctor's office.



Balloon Sinuplasty in the OR

Allows ENT surgeons to provide lasting relief in conjunction with other surgical techniques.

POINTS OF CONSIDERATION

- Patients are not awake during the procedure due to general anesthesia.
- May be conducted in conjunction with other procedures requiring general anesthesia.
- No food or drink after midnight the day before the procedure.
- Average procedure and in-facility recovery time of 4 hours.⁶
- Possible side effects and complications of general anesthesia.